

NOVEMBER 2025

EARLY HEAD START 12-18 MONTHS

FAMILY ENGAGEMENT HOME PROJECT

Childs







Name: _____

Site: _____

Class #: _____

Teacher Signature: _____



Sunday	Monday	Tuesday	Wednesday	Thursday	Friday	Saturday	Weekly Total
						1. Music Time, Give a pot and spoon and encourage them to sing, march, and bang.	
						20 Mins	
2. Day Light time changes  Talk to your baby about the time changes and take him out to see the night.	3. Make a family photo book Create a book using construction paper, and print our several pictures of the family. Once complete have your child flip the pages and name the family members names.	4. Couch cushion soft play Place soft couch cushions on the floor so she/he can clamber over them so they can practice safety.	5. Cardboard box "houses" Collect some cardboard boxes and scissors cut our doors and they can spend an hour playing with it. Interact with them by chasing them in and out, and they open and close the doors to do peekaboo.	6. Paper tunnel hide and seek, Make a tunnel using tape, a basket, some small toy cars, and construction paper Show your child how to push small toys cars or roll a ball through tunnel until it comes out the other side	7. Shaking the bottle Collect a plastic empty water bottle and have you baby drop straws in once finish close the lid and have your baby shake. 	8. Pom Pom Drop Collect several different shapes of roll of paper towels tubes, then stick them to the wall going different directions. Once done give your baby, some color pom poms and have it place them inside. 	
No Time Allowed	1 hr	No Time Allowed	1 hr	1 HR	30 min	30 min	
9. Sand pouring Have some sand in a bowl plus sand toys and have your child pass it back and forth on the cups or bowls they will enjoy pouring from one cup to another.	10. Crayons and finger paints Give your baby some markers, crayons to draw and encourage them to express what they are drawing, as they are scribbling, for instance, say, you are drawing a happy face, this is a happy face and point to their drawing.	11. Storytime Have your baby pick a book and do a story telling so they can work on pointing for instance, they will look at the book and you will say "where is the dog?" and direction-taking (can you turn the page?)	12. Outdoor activities Give your baby a cup with a little bit of water along with a brush, and have them draw with the water on the pavement, model to them first such as create, a happy face, first dip the brush in the cup of water then create a circle on the floor and draw a happy smile, eyes ect.	13. finger painting Have a long piece of construction paper then pour some drops of different kind of paints, Model first to your baby how to use one finger, and have it move side by side and different directions, as he will see all the paints blending.	14. Leaf collage Go for a walk and have a plastic bag and have your baby collect different kinds of leaves. Once collecting have them glue them to a piece of constructions paper to see the different types of leaves and shapes	15. Narrated nature walk Stroll on a nature trail, local park, or your own backyard and talk about everything you see around Point out flowers, trees animals, and people and ask your child what they think,	
No Time Allowed	30 Mins	No Time Allowed	No Time Allowed	30 Mins	30 Mins	No Time Allowed	
16. Blowing bubbles Have a container of bubbles with a wand, blow the wand so that bubbles come out and have your child pop the bubbles. They will move from one side to another as they are taking steps.	17. Making up a silly song, Sing with your baby songs, that you know when you were a kid, you can also make up the songs, and then have your baby try to sing and listen to his silly songs.	18. Q-Tip Card punching have your baby, place the Q-tips on a shape card board one by one. 	19. Stacking Give your baby, different small boxes of shoes, and have them stack one by one and see how talk his building will be, he/she will have fun placing them one by one.	20. Follow the Leader <i>Have your baby imitate you as you walk, skip, run, kick a ball make a sill face, sing ect.</i>	21. side walk activity <i>Draw several shapes on the floor, then have your paper step on the shapes as you are naming them.</i> 	22. Toy washing Get a wet cloth and have your baby clean his/her toys, once they clean some you wash the cloth and then give it back so that they continue to clean the rest of their toys.	
20 Mins	No Time Allowed	20 Mins	No Time Allowed	No Time Allowed	20 Mins	No Time Allowed	
23. Animals sounds <i>Cut out different kinds of animals, and show the pictures to your baby, and see if he/she can make that sound. For instance, the pictures of a cow, and say what sound does the cow makes?</i>	24. Fluffy Wool Draw a sheep on a cardboard leaving the body of the sheep round and then give your baby some cotton so that she/he can glue it on the body. 	25. Sticky magnets Gather some magnets and have your baby place them in the refrigerator, you can have several shapes of magnets the can be shapes, farm animals ect.	26. Supervise painting, Fold a long piece of construction paper, then open and place several drops of different color of paint in the middle. Then fold the paper back again in half and have your baby place his/her hands on the end of the paper and caress, up and down then open for the supervise of the paint created.	27. Sorting by colors Place on floor different color shapes, along with fruit colors and have your baby match the color of the animal with the color of the shape, for example, white color with a lamp, red bird with a red shape ect THANKSGIVING DAY	28. Early pretend play Pick up a toy, phone in a correct way or any other object your child will mimic what you are doing, you can also pretend to feed a doll, teddy bear and they will see you do these things.	29. Color scavenger hunt, Have your baby look for a specific color at home, you can name it or show it so they can find the color, lets see how many they point too or find items.	30. Matching socks, Have you baby match pair of socks, lay them on the floor and see if she or she can match them.
20 Mins	30 Mins	No Time Allowed	30 Mins	No Time Allowed	20 min	20 min	30min

