







# NOVEMBER 2025

## EHS 18 - 36 MONTHS

### FAMILY ENGAGEMENT HOME PROJECT

Childs  
Name: \_\_\_\_\_  
Site: \_\_\_\_\_  
Class #: \_\_\_\_\_  
Teacher Signature: \_\_\_\_\_



Sunday	Monday	Tuesday	Wednesday	Thursday	Friday	Saturday	
						1. What do you do during day time? Draw a picture, bring it to school and share it with your friends.	
						30 Mins	
2. Daylight Savings 	3. Make a collage of what your idea of "safe" is. Bring your project to school.	4. Movie Night. plan to watch a movie together. At the end, talk about it and have child draw a picture 	5. Bring your backpack to school and share what's inside with your friends (3 items only.)	6. Visit the library and read a book about <i>Fall</i> . Take a picture of your child at the library. Talk about your favorite parts of the book.	7. Re-call from yesterday. What was the title of the book? What was the book about? Draw a picture.	8. Make your own <i>Fall Tree Collage</i> . You can use paint, natural leaves, paper, fabrics, sticks, etc. 	
	30 Mins	30min	30 Mins	30 Mins	30 Mins	30 Mins	
9. Take a walk and notice how the trees are changing. What colors do you see?	10. Bring your <i>Fall Tree Collage</i> to school and and talk to your friends about it.	11. Shapes, Walk around and look for items the shape of an oval. Collect items and share a picture on learning genie	12. Play outside together. 30 min of exercise, is always healthy.	13. Take a walk and collect any nature items. Glue them on to a paper. Send via learning genie	14. Talk to your child about different backpacks: School, travel, safety, and more. Draw a picture of your backpack.	15. Do you have a backpack? What things can you carry in your backpack to school? Make a List.	
30 Mins	30 Mins	30 min	30 Mins	30min	30 Mins	30 Mins	
16. Listen to music together. Dance and have fun Make your own instruments. 	17. Talk about the upcoming holiday. What is it about? Will you be off from school? What is the plan for the holiday? Draw a family picture	18. Get cozy and read a book together then draw a picture of the story	19. What are you thankful for? Because: My mom cooks for me, my dad plays with me, and more Make your list on construction paper. You can draw pictures too.	20. Think of ways we can stay safe during your activities whether it's day or night have child draw safety signs	21. What is the weather like during different seasons? What type of clothes can you wear during different seasons? Draw a picture of your favorite fall outfit.	22. Do you have a picture of you or/and family during Spring, Summer, Fall and/or Winter, make a family picture collage and take a picture of it to show your teacher.	
30min	15 min	15min	30 Min	15min	30 Mins	1 HR	
23. Make and decorate a Thanksgiving card and thank someone special.	24. Put some pictures together and talk about them with your family. Make a little booklet and bring it to school to share. <b>HOLIDAY WEEK</b>	25. Let's play together! Play a "table game" with the whole family. Ex. Bingo, Loteria, dominoes, Tic Tac Toe and more. Then Make your own Table game and bring to class to share <b>HOLIDAY WEEK</b>	26. Let your child help cook Talk about measurements. Write down and make a video of child counting and cooking  <b>HOLIDAY WEEK</b>	27. 	28. Talk to your child about activities that can be done during daytime and nighttime. Make a list.	29. What can you do at night? Draw a picture, bring it to school and share it with your friends.	
30 Mins	1 HR	1hr	30min	No Time Allowed	30min	30min	

30. Scavenger hunt  
allow the child to find 5  
Items the color orange. Collect  
& take a photo. Send via learning genie.

30 min