

DECEMBER 2025

EARLY HEAD START 18 - 36 MONTHS

FAMILY ENGAGEMENT HOME PROJECT

Childs

Name: _____




Site: _____

Class #: _____

Teacher Signature: _____



Volunteers of America
LOS ANGELES

Sunday	Monday	Tuesday	Wednesday	Thursday	Friday	Saturday	Weekly Total
	1. Using Cotton balls allow child to glue on to paper and make Snow	2. Take a walk and Talk about the different kinds of trees. Allow child to draw a tree	3. Make a snow globe. Using a water bottle allow child to insert any small toys and add water. Close it and add tape to secure.	4. Draw Shapes and allow child to attempt to trace	5. Have a scavenger hunt with your child. Look for items the color green and red around your home	6. Take a walk with your child. Draw a picture of what you saw on the walk, with your child.	
	30min	30min	1hr	15min	30min	30 Mins	
7. Exercise with the family. Count with child while exercising. record and send to teacher 	8. Visit the supermarket. Point out fruits and vegetables. Talk to child about the fruits and veggies and draw a picture of your favorite fruit.	9. Go to the park and count birds. then have child draw a picture of a bird when you get home.	10. Make an art collage. Use pictures from a magazine, glue on paper.	11. Make an instrument out of a box or toilet paper roll then Sing a song and dance together.	12. Ask child to help set the table for dinner. Talk about the food on the plate. 	13. Read a book and ask child to draw a picture about it. Ask him/her questions about the drawing.	
1hr	30 Mins	30 min	30 Mins	30min	30 Mins	30 Mins	
14. Point at a family picture and ask child about each member. Have the child recreate the photo and draw their family	15. Use chalk to draw lines and curves on the floor. Walk along the lines and curves with your child. Make a game of it.	16. Talk to your child about the five senses. Take a walk with your child and talk about the weather and what they see, hear, and feel.	17. Ask your child to help you sort clothes during laundry time. Talk about the different textures.	18. Go to the park and take a walk. Go on a hunt for pinecones take one to the classroom to explore. WINTER BREAK	19. Ask your child to use his/her sense of smell while walking around the house smelling different things and record the answers and send to the teacher. WINTER BREAK	20. Recall the five senses and ask your child to describe taste during dinner. WINTER BREAK	
30min	30 Mins	30 Mins	30 Mins	30 Mins	30 Mins	30 Mins	
21. Visit local library. Pick up several books to read. WINTER BREAK	22. Make your own wreath using a disposable paper plate cut out the middle and allow child to decorate as they please. WINTER BREAK	23. Making your own ornament. Allow child to draw a snowman, gingerbread man or Pinetree. punch hole on top, add a ribbon and hang anywhere at home. WINTER BREAK	24. go on a scavenger hunt looking for shapes Triangle and circles. Talk about what items are that shape WINTER BREAK	25. bake cookies with your child allow child to help with measurements. Take pictures and send to teachers. WINTER BREAK	26. Clean up time. Encourage child to help clean. Have them pick up their toys WINTER BREAK	27. making a snowflake. Using white paper assist your child in making a snowflake. WINTER BREAK	
1 hr	30min	30min	30min	30min	15min	30min	
28. Read a book. Have child explain what happened. WINTER BREAK	29. Trace child's handprint, allow them to create a character out of it. Penguin, Reindeer, or snowman WINTER BREAK	30. Read a book. Then Draw a picture WINTER BREAK	31. Talk about the new year with your child. Have them draw fireworks WINTER BREAK				
15min	30min	15min	15 min				
	